



SC-120


Slide Maker & Stainer

Reliable automation, High-class blood smear

mindray
healthcare within reach



The 7.8 inch LED touch screen is used for management of smear and reagent, performing basic operation and maintenance.



All patient information, including 1D or 2D barcode, number, as well as text could be printed on the frosted glass area of the slide with a durable thermal printer.

01 Reliable



Configurations

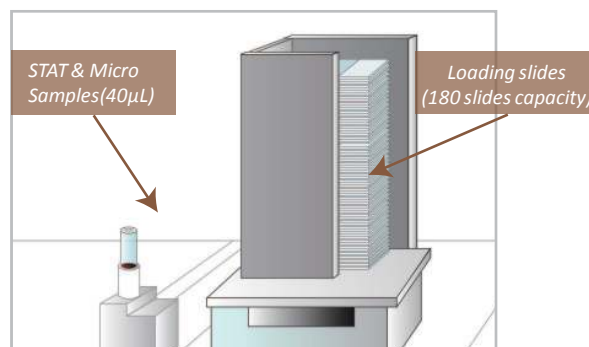
SC-120 is a standalone unit and it could also be integrated into the Mindray CAL 8000 cellular analysis line.



02 Automated



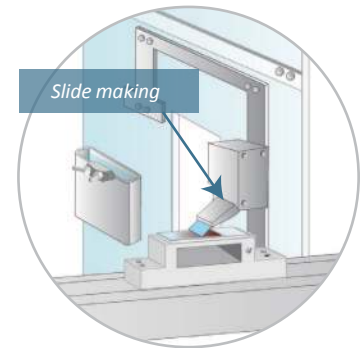
The cassette, which is used for carrying glass slides could be easily loaded from the front of SC-120, and be automatically transported inside by the track.



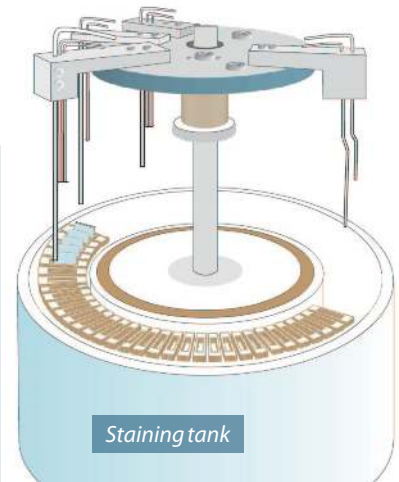
The STAT position ensures a faster blood smear preparation. This position can handle micro-samples requiring only 40µL blood, this is the smallest blood requirement in the hematology industry. Users are able to load up to 180 slides at a time into SC-120 for reducing the turn around time.

03 High class

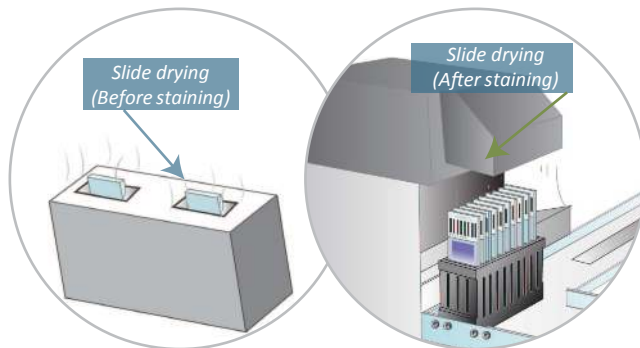
The blood spreader(or pusher) blade is made of highly durable sapphire glass. The blood volume requirement and the speed as well as angle of the blood spreader (or pusher) are automatically adjusted according to the blood sample's consistency.



Staining Cassette
Each staining cassette holds single slide for staining, this eliminates the problem of stain evaporation and these cassettes could be cleaned automatically without any manual interventions.



SC-120 supports the globally common stain protocols including Wright stain, Wright-Giemsa stain and May-Grunwald-Giemsa stain. All stains solutions could be recycled up to 20 times, this saves over 50% the stains compared to the conventional technologies.



All slides are heat dried before and after staining. This optimizes staining quality and reduces contamination risk for the users.

Output

Both, the stained and dried slides are held in the cassettes at the output area where they are ready for a microscope review.



SC-120

Slide Maker & Stainer

Technical Specifications

Technology

Automated slide making & staining by single instrument
Automated detection of blood consistency and automated adjustment of blood volume, angle & speed of spreader(or pusher) accordingly to optimize quality of smear (or blood film)

Stain protocols

Wright stain,
Wright-Giemsa stain
May-Grunwald-Giemsa stain
With possibility to recycle stains up to 20 times

Throughput

Up to 120 stained slides per hour

Sample volume

200µL (autoloader and on track mode)
40µL (Micro-sample mode)

Printer

Built-in thermal printer for printing patient information including:
1D or 2D barcode, Number and Text

Interface

LAN port * 1, USB port * 4

Configurations

Standalone or on track (CAL 8000 cellular analysis line)

Autoloader

Load up to 50 sample tubes at once, random access

Cassette

Load up to 10 cassettes at once, each cassettes can hold up to 10 sides

Reagents & Consumables

Stains, Buffer fluid, Diluent, Probe cleanser, slides (Mindray provided)
Methanol, Deionized water (Locally sourced)

Reagent consumption

User-definable permitting up to 20 times recycling of stains

Samples

Blood (including slide making & staining)
Body fluid & Bone marrow (Staining only for prepared smears)

Sample selectivity

Automatic slide making & staining based on user-definable re-exam criteria

Slide

1-5 slides at a time per sample

Spreader blade material

Sapphire glass

Dimensions/Weight

Configuration	Unit	Width(mm)	Height(mm)	Depth(mm)	Weight(kg)
Standalone	Main unit	845	610	910	200
	Pneumatic unit	305	425	475	25
On track	Main unit	845	610	815	185
	Pneumatic unit(in conveyor)	/	/	/	/

Mindray Building, Keji 12th Road South,
High-tech Industrial Park, Nanshan, Shenzhen 518057, P.R. China
Tel: +86 755 8188 8998 Fax: +86 755 26582680
E-mail: intl-market@mindray.com www.mindray.com

Mindray is listed on the NYSE under the symbol "MR"

mindray are registered trademarks or trademarks owned by Shenzhen Mindray Bio-medical Electronics Co., LTD.
© 2014 Shenzhen Mindray Bio-Medical Electronics Co., Ltd. All rights reserved. Specifications subject to changes without prior notice.
P/N: ENG-SC120-21285x4-20140224

mindray