

CAL 8000

Cellular Analysis Line with All-in-One Solution

Different configurations to meet various demands

CAL 8000 **111**



· Width×Height×Depth: 3580 x 1470 x 1030(mm) · Weight: 1250kg

CAL 8000 **211**



· Width×Height×Depth: 4470 x 1470 x 1030(mm) · Weight: 1550kg

CAL 8000 **3111**



· Width×Height×Depth: 6910 x 1800 x 1030(mm) · Weight: 2700kg

www.mindray.com

P/N:ENG-CAL 8000-210285x12P-20231227
©2022 Shenzhen Mindray Bio-Medical Electronics Co.,Ltd. All rights reserved.

CAL 8000 **NEW**

Cellular Analysis Line with All-in-One Solution

Smarter workstation, simpler workflow



CAL 8000

Cellular Analysis Line

CD+ESR+HbA1c+>>>
All in  SF Cube

As one of the most crucial components of clinical laboratories, the blood analysis line receives a significant performance boost when empowered by premium automation technologies. From the pre-analysis to the post-analysis phases, encompassing sample reception to results reporting, these automation technologies allow laboratories to scale operations and focus staff on high-level tasks while consistently delivering accurate results.



CAL 8000

Cellular Analysis Line

All-in-One Solution



H50 Automated HPLC Analyzer

With less than 1% CVs, H50 delivers Gold-standard High Performance Liquid Chromatography(HPLC) method, a 50 tests/hour rapid throughput and high precision to measure glycosylated hemoglobin (HbA1c).



MC-80 Automated Digital Cell Morphology

MC-80 provides ultra-high resolution images to reappear the real view under the microscope. By using advanced Multi-layer fusion technology, it accurately restores the pathological features of cells, which is helpful for early screening of blood diseases and infectious diseases.

60 Slides/hour
Industry-leading high throughput



SC-120 Auto Slide Maker & Stainer

Mindray provides original slides to ensure quality of blood smears and reliable performance of SC-120. It supports multiple staining protocol, such as Wright stain, Wright-Giemsa stain, and May-Grunwald-Giemsa stain.



The labXpert software optimizes following functions to simplify your workflow for data analysis

- Improved re-exam criteria function with multi-conditions setup
- Auto-validation for normal samples
- More intuitive interface to review and validate pathological samples
- Free of charge multi-station remote validation



BC-6800Plus Auto Hematology Analyzer

The BC-6800Plus significantly boosts CAL 8000 efficiency, processing up to 200 samples per hour. Its enhanced optics and reagent systems utilize 3D SF-Cube fluorescent technology for better cell cluster differentiation, leading to improved detection of abnormal cells.

It provides NRBC results in every CBC + DIFF test without extra reagents or cost. To enhance abnormal platelet detection accuracy, the patented PLT-8X and WBC-3X multiple sampling methods are employed for low PLT value and low WBC value sample analysis, respectively.

Reliable CBC+ESR Result Results With Excellent Efficiency **NEW**

Based on photometric method, BC-6800Plus can provide reliable CBC+ESR result in the single instrument within 30 seconds.

easy-w
≤30s

CAL 8000

Cellular Analysis Line


Ultimate automation solution



BP 200n Auto Specific Protein and ESR Analyzer

With high throughput of CRP, SAA, ESR test in one tube, The BP 200n provides reliable results and expands capabilities of the analysis line.

CRP \geq 200T/H
SAA \geq 200T/H
ESR \geq 100T/H



TM-1000 Sample Processing System

- Dump-and-go for sample loading, scanning, and registration
- One-click sample access and re-analysis
- Intelligent sample dispatch and priority management
- Automatically archive samples following customized settings



CR-30[H] Concentrated Reagent Delivery System

- Replace reagent once a week*
- Replace DCT diluent without interrupting workflow
- Directly provide deionized water for SC-120
- Reliable and stable performance of diluted reagent

* The frequency may change according to different scenario



All reagents as well as the pneumatic unit can be set in the trolley below respective BC-6800Plus or SC-120. In this manner, the reagents and pneumatic unit are well organized permitting easy reagent replacement.

Load freely, Pick up at will

Functional Components

High Efficiency
1000 Tests/Hour

High Capacity
1050 Tube Slots



Status Indicator Light
Operating status is clear at a glance



Customizable Areas
Drawers defining options:
Priority/Input/Output/Archive



Tube Racks
50 samples per rack, total
21 racks spread in 7
drawers, compatible with
most of laboratory fridges



Observation Window
Realtime sample status viewing



Output Basket
Access samples at any time
with one click



Bulk Loading Module
Dual-cabin design brings
flexibility to sample loading.
Compatible with common
pneumatic transport tracks

Key Features

Bulk Input

With dual dumping module design, manual sample loading, scanning, and registration are replaced by one dumping move, which can dramatically increase efficiency, reduce infectious rate, error rate and protect laboratory staff.

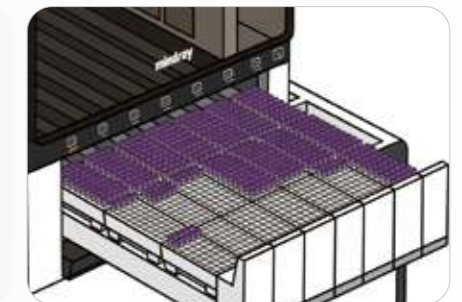


Access to any sample with one click

Say goodbye to finding a specific sample among thousands through one-after-one checking. Empowered by TM-1000's advanced technology, laboratory staff can locate and have access to any sample in the output basket, only takes one click and 8 seconds.

Automated Archiving

Samples are automatically classified and archived in designated drawers based on customized settings. The archived sample racks can be lifted and taken away for further tests on other analysis lines or fridge storage.



Intelligent Dispatch

The system intelligently route samples, grouping those with the same analytes for streamlined workflow. Additionally, a designated priority area can be reserved for emergency samples, allowing technicians to efficiently address urgent testing needs without impacting overall turnaround time (TAT).

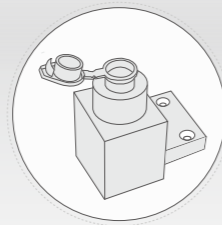
1,2,3 Load & Go

Just by following 3 simple steps of "load and go", operators of SC-120 Slide Maker & Stainer are able to obtain finished slides which are ready for microscopic analysis. Up to 150 blank slides and 10 cassettes holding 10 slides each can be loaded at a time.


1 Load slides

2 Load cassettes

3 Go finished slides



The SC-120 can make smears from capillary samples as minimum samples required is only 25ul.



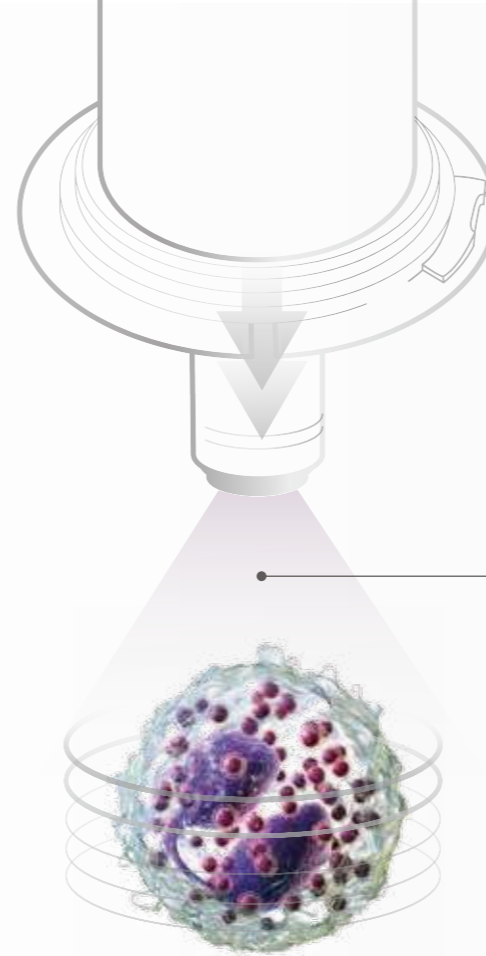
Capture comprehensive pathological features of each cell

Multi-layer fusion technology

Simulates manual focus adjustment and accurately restores the pathological features of cells, which is helpful for early screening of blood diseases (such as acute promyelocytic leukemia) and infectious diseases.

High-speed continuous capturing

Fuses all images to capture concise pathological features

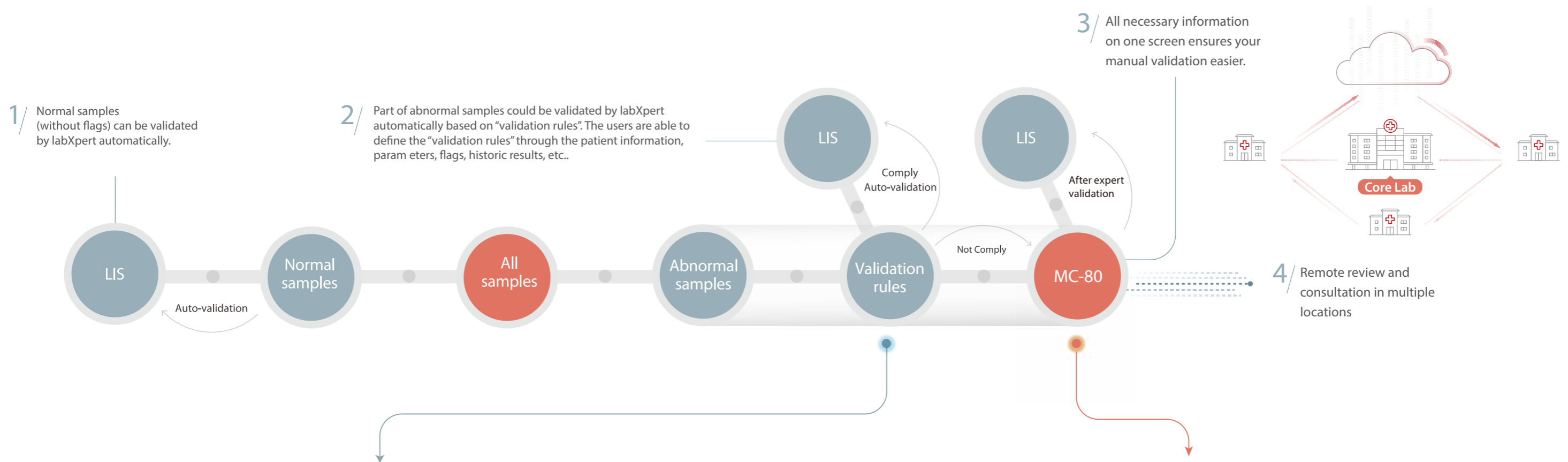


Capture all details with more than 20 depths of field

Overview images of the body fluid sample



New working procedures help you enhance the efficiency



Validation rules make your review process smarter

Based on the actual needs of laboratories, they can set up validation rules to make the working procedure more efficient, simpler and smarter.

- The validation rules are established through a series of checking points, such as Panic Value, Parameter and Flag, Normal Range Delta, Manual Review conditions, Abnormal Range Delta and so on, which is more in line with the human thinking process.
- By applying validation rules, the CAL 8000 can automatically distribute the samples with "Repeat", "Rerun" and "Reflex" criteria.



Re-exam: transport the samples that require blood smears, as per the pre-defined re-exam criteria

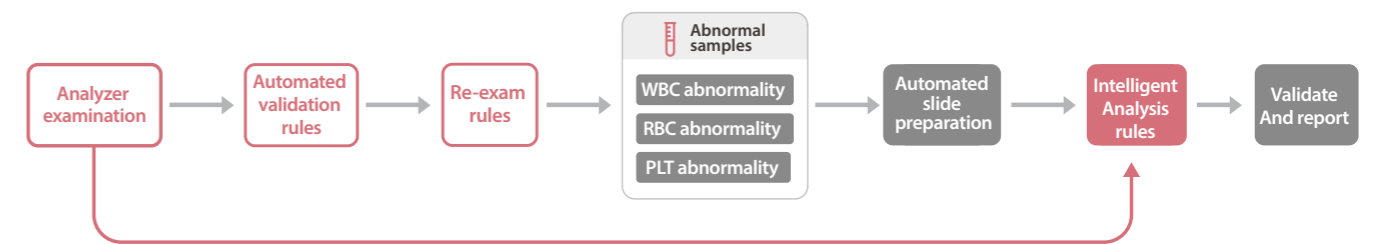
The re-exam criteria on CAL 8000 can be defined by many conditions, such as patient age, gender, department, historical result etc. This helps minimize the number of blood smears.

Repeat: repeat the previous test (in case of some system errors)

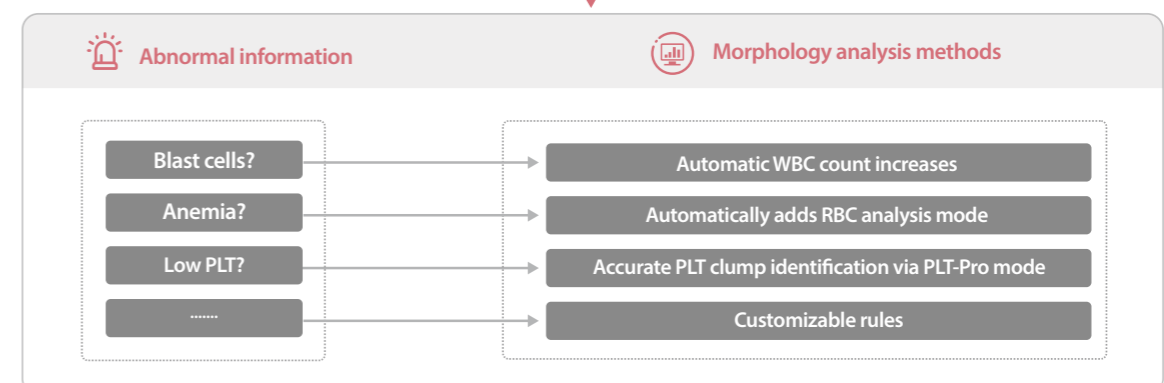
Rerun: keep the previous test result, and rerun the sample in the same test mode (for suspect results)

Reflex: add some test items such as "PLT-O" (in case of suspected results)

Intelligent analysis rules facilitate a smart process and less manual intervention





Automatically react on analysis results, flag messages, scatter plots and etc.




Turn module

The turn module can turn the sample racks in another direction.

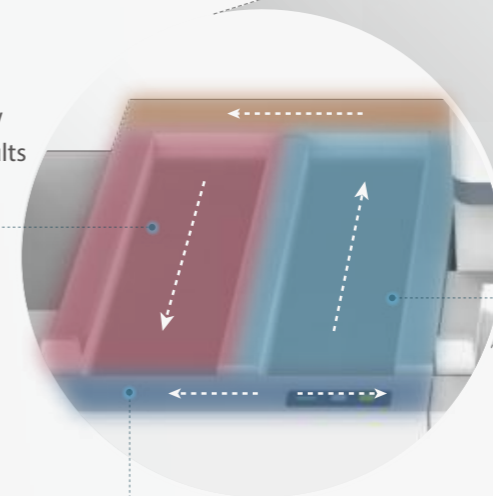


Buffer module



Step 2

Manual review of sample results by labXpert



Step 1

Samples waiting in the buffer module

Step 3

Delivering samples for slide making, rerun, reflex or to stock yard according to orders from labXpert



CAL 8000 optional parts

Additional stock yard

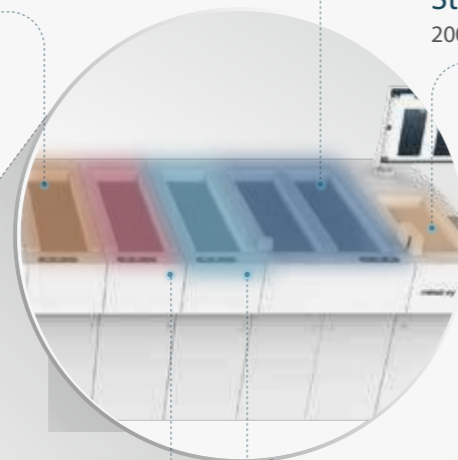
300 sample tubes

Additional start yard

580 sample tubes

Start yard

200 sample tubes



Additional stock yard

300 sample tubes

Stock yard

300 sample tubes



Extended track